



Transitable Mobile Curtain for Evacuation MSBEX DH-60/DA-150





TRANSITABLE MOBILE CURTAIN FOR EVACUATION

MSBEX DH-60/DA-150

Tecnitex MSBEX DH-60/DA-150 is an automated mobile curtain designed for the control and channelling of smoke in case of fire in transitable or evacuation passages. It is an invisible element whose purpose is to create deposits or channels intended for the accumulation or guiding of smoke to areas where it can be evacuated. Its passable design allows the evacuation of people or the movement of elements through the system in the fire position.


PROTECTIVE PURPOSE

- ◆ Protection and non-penetration of smoke for 60 minutes at 1000°C (DH-60).
- ◆ Protection and non-penetration of smoke for 150 minutes at 600°C (DA-150).
- ◆ Extensive possibilities for dimensions.
- ◆ Adaptable to multiple installation configurations.
- ◆ Passable divisions intended for the evacuation of people.

CHARACTERISTICS

Made up of technical textile reference **450/PU/2** of fibreglass covered on both sides with polyurethane, a flame retardant material which facilitates the manipulation of the textile while providing greater rigidity, non-penetration of smoke, and preventing it from fraying. This material is also water repellent and has great resistance to cutting and acids.

Exploded view

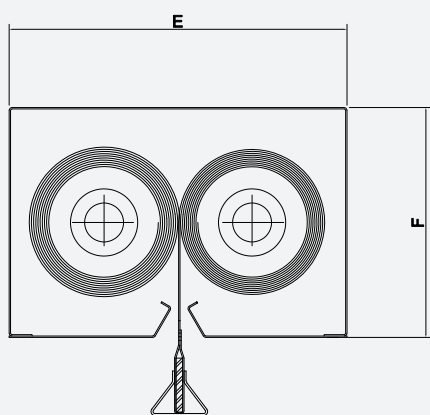


TECHNICAL DIAGRAM

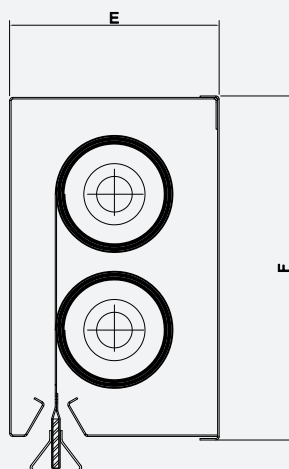
The **TECNITEX MSBEX DH-60/DA-150** smoke control curtains are installed in order to fully close off the smoke deposit, lowering to floor level with ASB-3 & ASB-4 systems, their design and configuration in panels allowing the evacuation of people through the system, returning to its functional fire position.

Box options

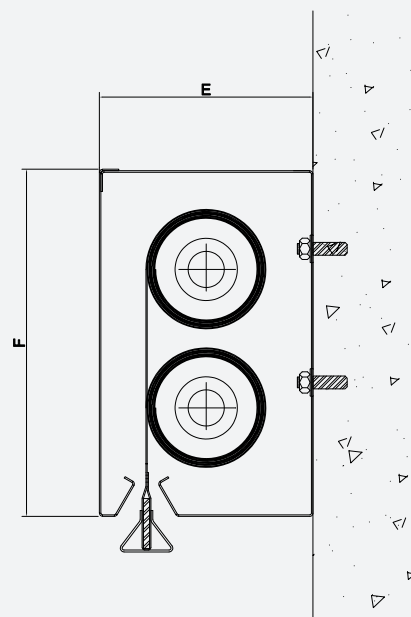
Series H



Series V



Series VF



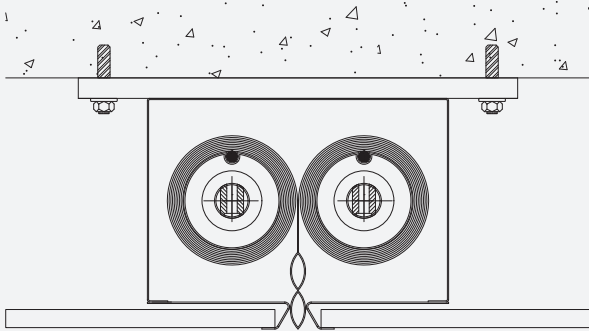
BOX	MAXIMUM DIMENSIONS		BOX DIMENSIONS (E/F) mm
	WIDTH (A) mm	HEIGHT (B) mm	
SERIES-H	N/A	Up to 6000	250x170
SERIES-HxL	N/A	≥ 6000	270x200
BOX	MAXIMUM DIMENSIONS		BOX DIMENSIONS (E/F) mm
	WIDTH (A) mm	HEIGHT (B) mm	
SERIES-V	N/A	Up to 6000	170x280
SERIES-VxL	N/A	≥ 6000	200x360
BOX	MAXIMUM DIMENSIONS		GUIDE DIMENSIONS (E/F) mm
	WIDTH (A) mm	HEIGHT (B) mm	
SERIES-VF	N/A	Up to 6000	170x280
SERIES-VFxL	N/A	≥ 6000	200x360

Types of fixing

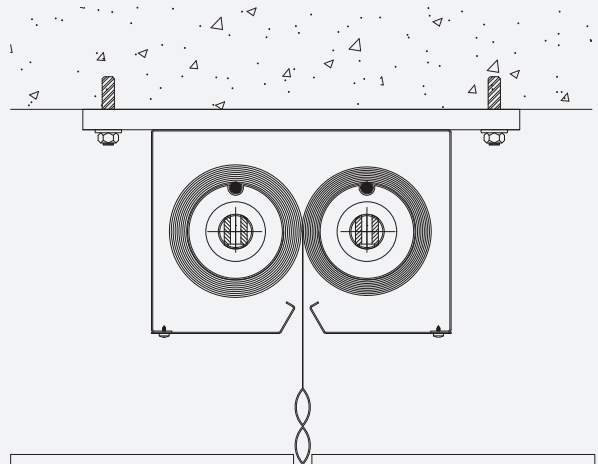
◆ INVERTED COVER



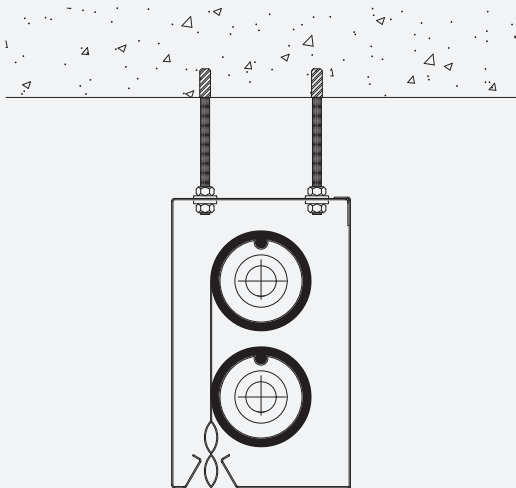
◆ FALSE CEILING



◆ CEILING



◆ HANGING



◆ WALL

